



Product description

Base plate BD001 and cover CD001 is dedicated for use with the modules of modular reception system.

Safety instructions

Read and follow safety instructions of each modules used in modular reception system.

Power supply units of modular reception system:

- must be marked with **CE**.
- must be double insulated from the mains, marked  or .

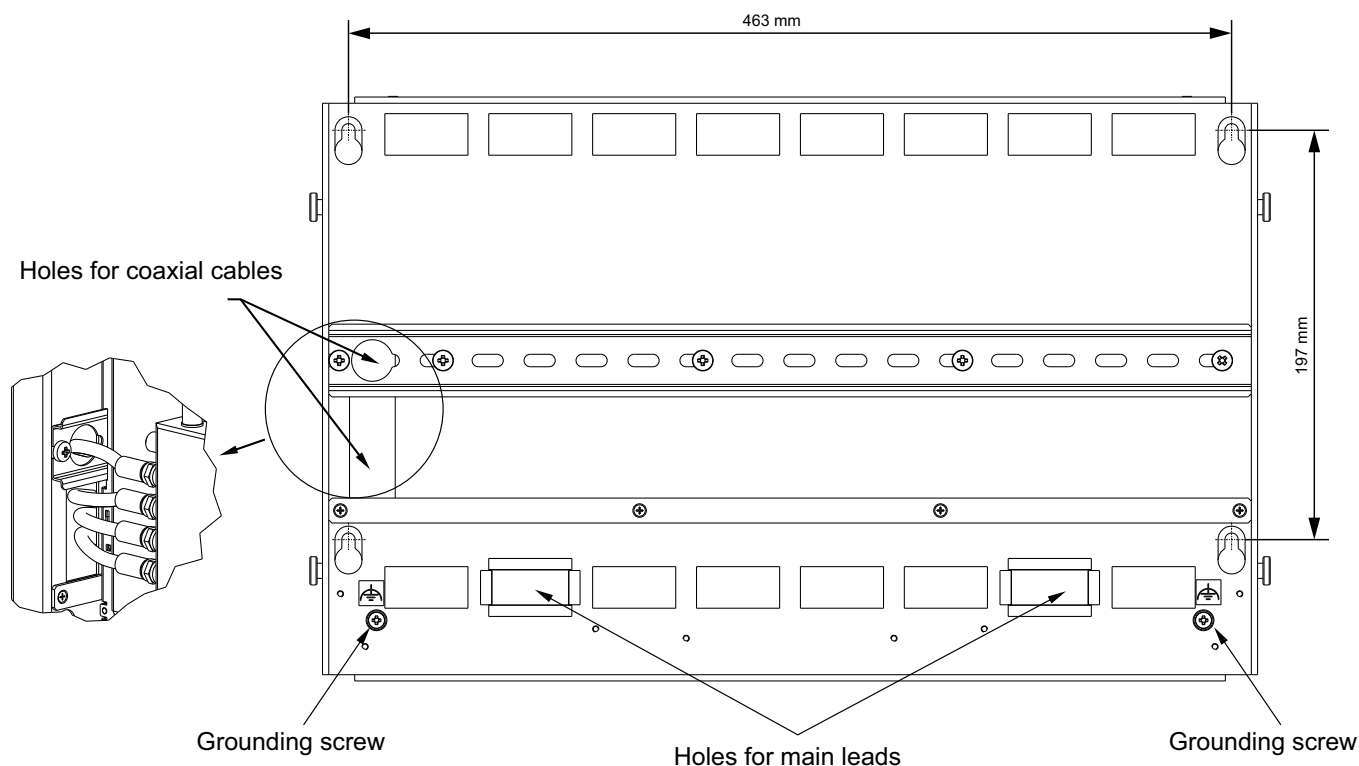


Figure 1. External view of the base plate BD001

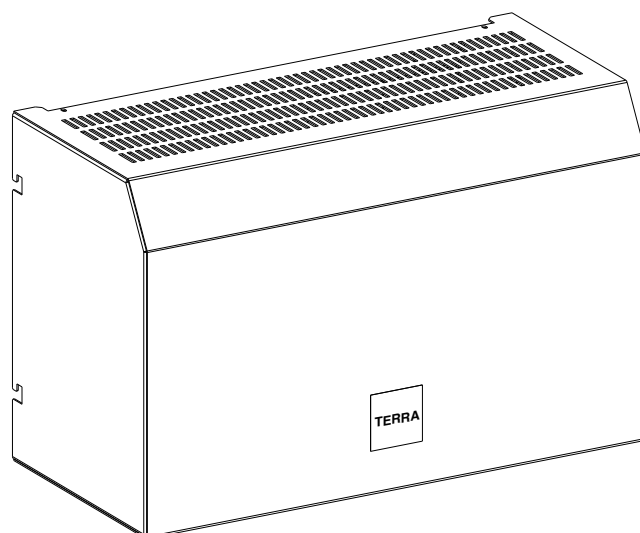


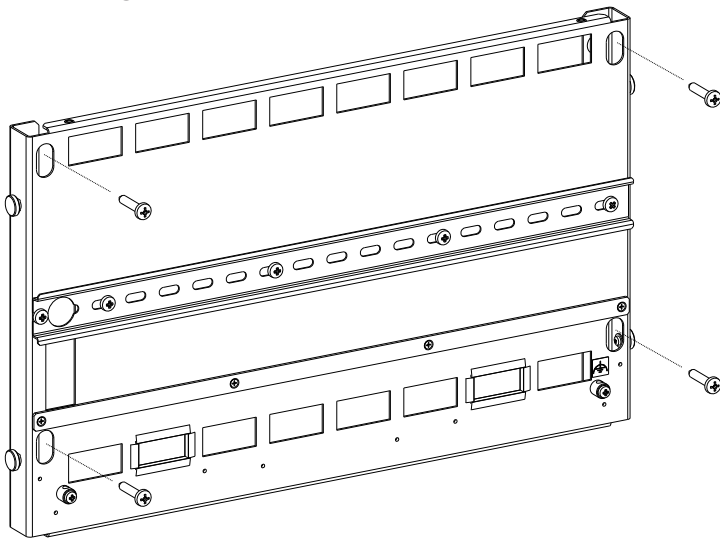


Figure 2. External view of the cover CD001

Vers. 1.01

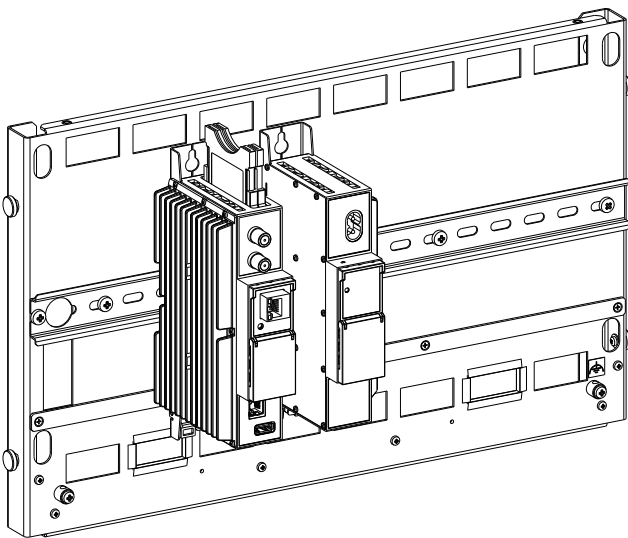
-  This product complies with the relevant clauses of the European Directive 2002/96/EC. The unit must be recycled or discarded according to applicable local and national regulations.
-  Equipment intended for indoor usage only.
-  Equipment is double insulated from the mains.
-  Equipment is double insulated from the mains, with functional earthing.
- CE** This product is in accordance to following norms of EU: safety norm EN IEC62368-1, RoHS norm EN50581.
- ERC** This product is in accordance with Custom Union Technical Regulations: "On safety of low-voltage equipment" CU TR 004/2011.
-  This product is in accordance with safety standard AS/NZS 60065 and EMC standards of Australia.

Mounting



The base plate must be fixed with steel screws \varnothing 6 mm.
The fixing screws are not included in a package.

Figure 3. Wall fixing of the base plate



Read the user manual of each DIN rail module for details.

Figure 4. Placing of the DIN rail modules

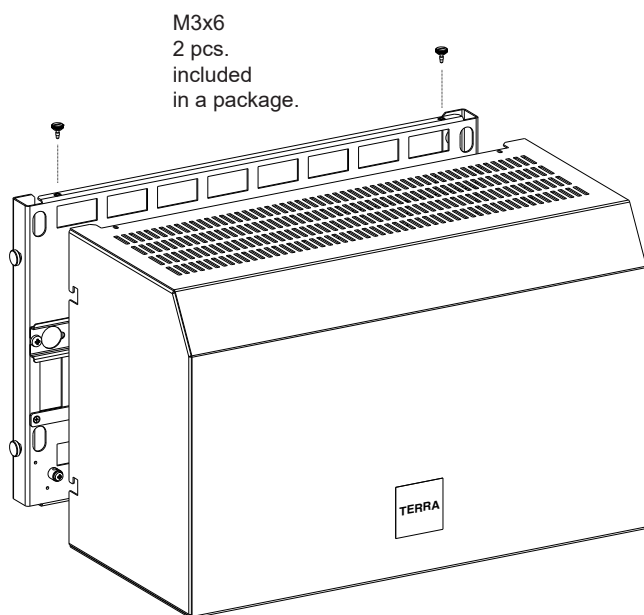


Figure 5. Fitting and fixing of the cover