


Product description

A splitband amplifier is intended for amplifying cable TV, terrestrial TV and FM radio signals.

There is a possibility to adjust the gain of the amplifier separately in VHF and UHF bands.

The amplifier can provide power to external equipment (check **Technical characteristics**) through RF IN connector (1).

The UHF sub-band of the amplifier has integrated 30 dB LTE signal suppression filter .

The amplifier is intended for indoor use only.

Safety instructions

Installation of the amplifier must be done according IEC60728-11 and national safety standards.

The amplifiers are powered from mains 230 V~. This voltage is dangerous to life.

Any repairs must be done by a skilled personnel.

The amplifier is double isolated from the mains 230 V~.

To avoid the electric shock follow these instructions:

Do not remove the cover of the power supply section, without disconnecting the unit from the mains supply.

Do not plug the amplifier into the mains supply if the power cord or plug is damaged.

Do not plug the amplifier into the mains supply until all cables have been connected correctly.

The mains socket must be easily accessible.

The amplifier shall not be exposed to dripping or splashing water.

Avoid placing amplifier next to central heating components, near highly combustible materials and in areas of high humidity.

If the amplifier has been kept in cold conditions for a long time, keep it in a warm room no less than 2 hours before plugging into the mains.


Do not insert any objects into ventilation openings.

The ventilation should not be impeded by covering the ventilation openings with items, such as newspapers, table-cloths, curtains.

Mount the amplifier in vertical position with RF input connectors underneath. The amplifier must be fixed with steel screws Ø 4-5 mm. The screws are not included in a package. Shields of cables must be connected to main potential equalization bus.

From top, front and bottom of installed amplifier must be at least 10 cm free space.

External view



1. RF IN - RF signal input connector
2. TEST -30 dB - -30 dB output test point
3. RF OUT - RF signal output connector
- 4, 5. 10 dB gain switches (10 dB attenuation for each sub-band)
- 6, 7. 10 dB fine tuning gain regulators for each sub-band
8. Switch to turn on/off the power feed for external equipment
9. Functional ground clamp
10. Power indicator
11. Screwdriver
12. Mounting supports

INSTALLATION INSTRUCTIONS



Read the product description and safety instruction first.

Installation of system according standard IEC60728-11 ensures safety of personnel and prevents apparatus against damaging due to lightning or other sources of overvoltage surges.

Gain of every sub-band can be adjusted with screwdriver (11). The gain increases up to 10 dB by fine turning regulators (6, 7) clockwise in every sub-band and an additional 10 dB by switching switches (4, 5).

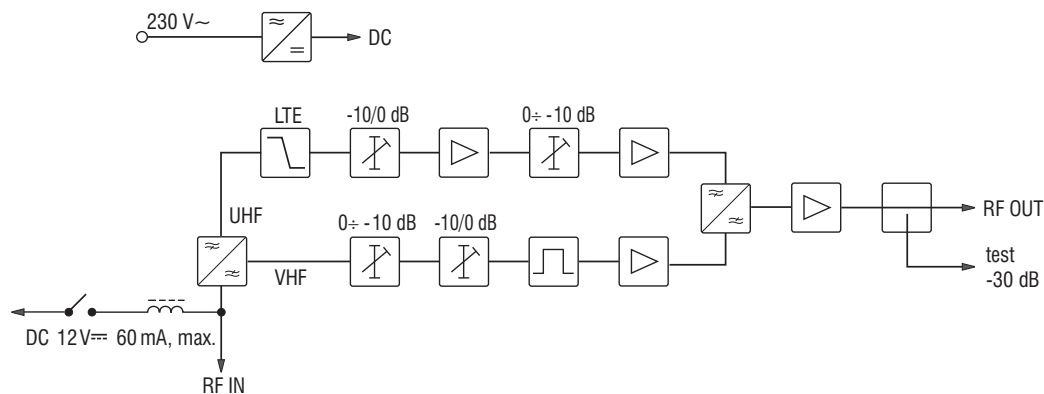
Power feed for external equipment is turned on and off by switch (8). It has short circuit and overload protection. In normal conditions power indicator (10) glows green. If short circuit or overload in external powered equipment is detected - glows red.










Technical characteristics

Frequency range	VHF 88-230 MHz	UHF 470-694 MHz 
Gain	30 dB	34 dB
Flatness	± 1 dB	± 0.5 dB
Gain adjustment	20 dB	20 dB
Maximal output level	IMD3=60 dB (DIN45004B) 115 dBμV, IMD3=60 dB 112 dBμV	
Input and output return loss	> 10 dB	
Noise figure	< 5 dB	< 4 dB (600 MHz)
Output test point	-30 dB	
DC feeding for external equipment	12 V  60 mA max.	
Supply voltage limit values, power consumption*	198-250 V~ 50/60 Hz 7 W	
Operating temperature range	-20 °C ÷ +50 °C	
Dimensions/Weight (packed)	135x180x52 mm/0.7 kg	

* with external DC loading

Structure diagram



-  Caution.
-  Risk of electric shock.
-  This product complies with the relevant clauses of the European Directive 2002/96/EC. The unit must be recycled or discarded according to applicable local and national regulations.
-  Equipment intended for indoor usage only.
-  Equipment is double insulated from the mains, with functional earthing.
-  Functional earthing. Connect to the main potential equalization.
-  The device has integrated LTE filter.
-  This product is in accordance to following norms of EU: EMC norm EN50083-2, safety norm EN IEC62368-1 and RoHS norm EN50581.
-  This product is in accordance with Custom Union Technical Regulations: "Electromagnetic compatibility of technical equipment" CU TR 020/2011, "On safety of low-voltage equipment" CU TR 004/2011.