











Multiband amplifiers

Medium power amplifiers

- for combining and balancing of the signals up to 4 TV antennas
- integrated LTE signal suppression filter 
- protection and indication of DC overload
- built-in attenuators for every band
- switchable DC feeding for preamplifier through one UHF input
- die-cast housing



Technical specifications

| T Y P E | | MA048LC | MA049L | MA049T | MA050L | MA050T |
|-----------------------------|---|--|---|--|---|--|
| Ordering number | | 03500 | 03501 | 03501T | 03502 | 03510 |
| Gain | FM (88-108 MHz) | 30 dB | | | 30 dB | |
| | VHFIII (174-230 MHz) | 30 dB | | | 30 dB | |
| | UHF (470-790 MHz) | - | 34 dB  | - | 34 dB  | - |
| | UHF (470-694 MHz) | - | - | 34 dB  | - | 34 dB  |
| | UHF1 (470-766 MHz) | 34 dB  | - | | | - |
| UHF2 (470-790 MHz) | 34 dB  | - | | | - | |
| Number of inputs | | 4 | 3 | 3 | 2 | 2 |
| Noise figure, typical | VHF | < 6 dB | | | | |
| | UHF (700 MHz) | < 7 dB | < 5 dB | | | |
| Maximal output level | | IMD3=60 dB (DIN45004B) 115 dB μ V, IMD3=60 dB 112 dB μ V | | | | |
| Gain control | | 0 \div - 20 dB | | | | |
| Return loss | | > 10 dB | | | | |
| Test point | | - 30 dB | | | | |
| DC feeding for external | | 12 V 60 mA max. | | | | |
| Power consumption* | | 230 V~ 50/60 Hz 7 W | | | | |
| Operating temperature range | | -20 $^{\circ}$ \div +50 $^{\circ}$ C | | | | |
| Dimensions/Weight (packed) | | 135x180x52 mm/0.72 kg | | | | |

* without external DC loading